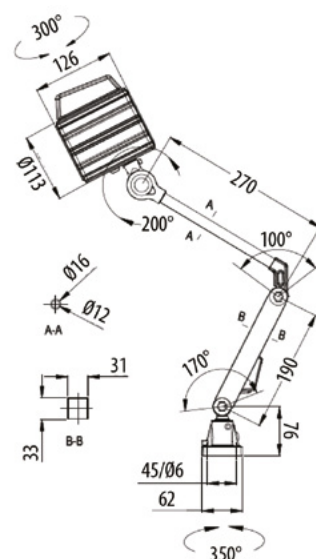
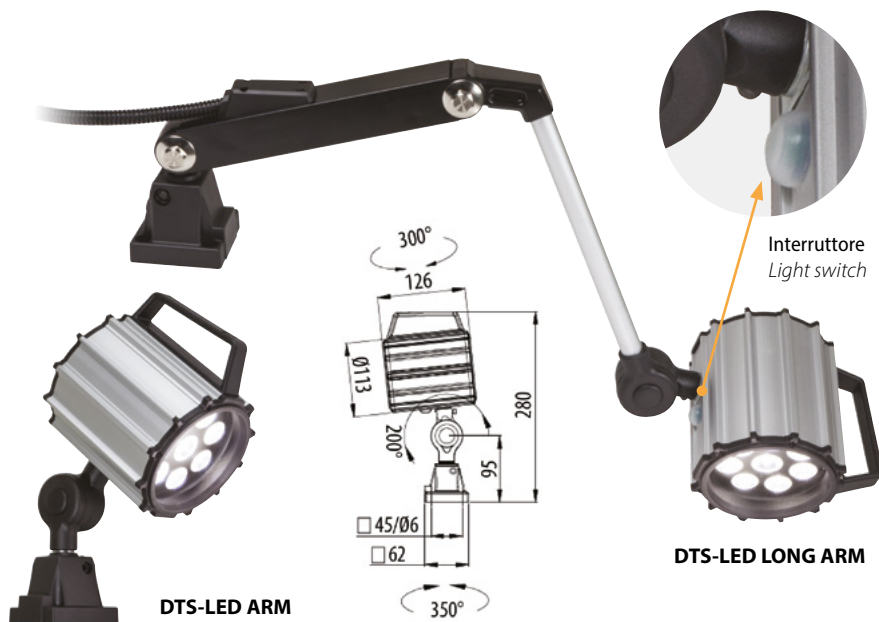


DTS-LED ARM / LONG ARM

illuminazione a LED
per macchinari
Machinery LED lighting



IP65

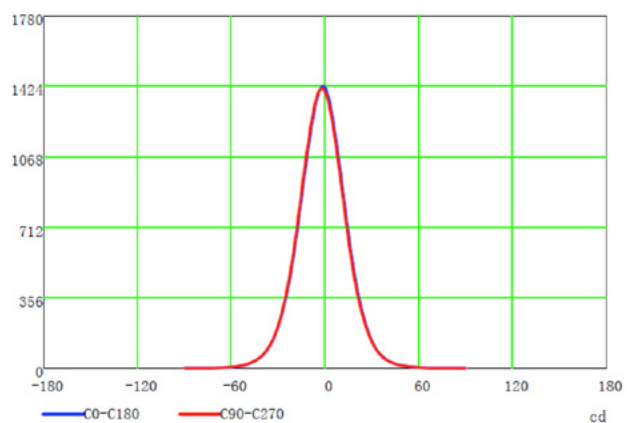
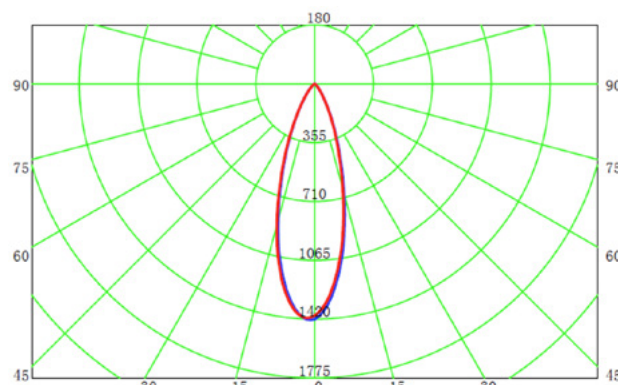
CE

RoHS
COMPLIANT

MODELLI Model List	Codice Code	Potenza Power	Tensione d'ingresso Input voltage	Fascio luminoso Beam	Peso Weight
DTS-LED LONG ARM	3470200002	9.5 W	24 VDC	45°	1400 g
DTS-LED LONG ARM	3470223002		230 VAC		1400 g
DTS-LED ARM	3470200001		24 VDC		980 g

Grado di protezione / Protection level	IP65
Efficienza luminosa Luminous efficiency	70 lm/W
Temperatura operativa Operating temperature	<60°
Durata / Lifespan	50000 h
CCT	5500-6000K
CRI	70Ra
Modalità di montaggio Mounting method	Base fissa / Fixed base
Interruttore / Light switch	Incorporato / Incorporated

Curve fotometriche / Photometric data



	Altezza Height	Area	LUX	
			max.	med.
	1 m	Ø 0.60 m	1420	928
	2 m	Ø 1.15 m	355	232
	3 m	Ø 1.70 m	158	103
	4 m	Ø 2.30 m	89	58
	5 m	Ø 2.90 m	57	37