


DTS-LED LINE EASY FIX

illuminazione a LED
per macchinari
Machinery LED lighting



IP69K

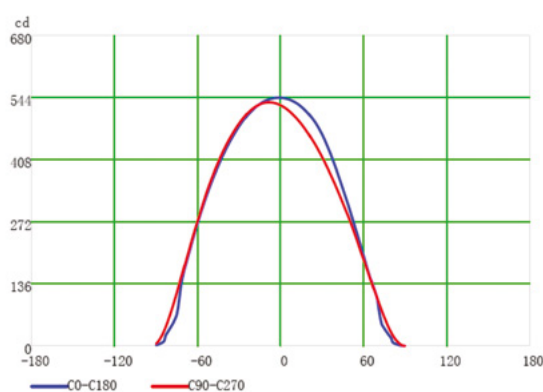
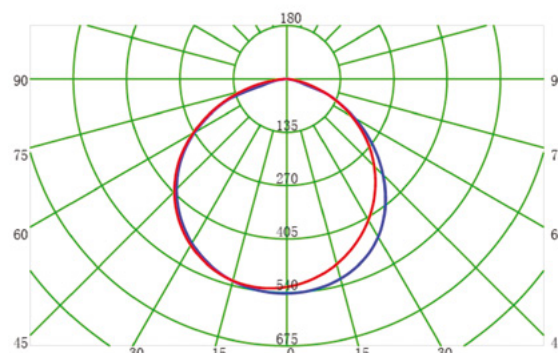


RoHS
COMPLIANT

MODELLI Model List	Codice Code	Potenza Power	Tensione d'ingresso Input voltage	Flusso luminoso Luminous flux	Fascio luminoso Beam	Dimensioni Case size XYZ	Peso Weight
DTS-LED LINE EASY FIX 300	3470140300	7 W	24 VDC	665 lm	120°	Ø60 x 71 x 357	530 g
DTS-LED LINE EASY FIX 600	3470140600	16 W		1498 lm		Ø60 x 71 x 701	1020 g
DTS-LED LINE EASY FIX 800	3470140800	20 W		1997 lm		Ø60 x 71 x 897	1220 g

Grado di protezione / Protection level	IP69
Efficienza luminosa / Luminous efficiency	100 lm/W
Temperatura operativa Operating temperature	<60 °C
Temperatura operativa Working temperature	-20...+45 °C
Durata / Lifespan	50000 h
CCT	5500-6000 K
CRI	≥80%
PF	≥0.9
Modalità di montaggio Mounting method	Fissaggio con viti Fixed by screws
Lunghezza cavo / Cable length	2 m

Curve fotometriche / Photometric data: mod. 800



mod. 800	Altezza Height	Area	LUX	
			max.	med.
	1 m	3x3 m	542	152
	2 m	6x6 m	135	38
	3 m	9x9 m	60	17
	4 m	12x12 m	34	9
	5 m	15x15 m	22	6

Dimensioni / Dimensions

Modello / Model	L1	L2
DTS-LED LINE EASY FIX 300	357	329
DTS-LED LINE EASY FIX 600	701	672
DTS-LED LINE EASY FIX 800	897	869

